


Unemployment in Poland

2018

Unemployment rate in Poland in 2018

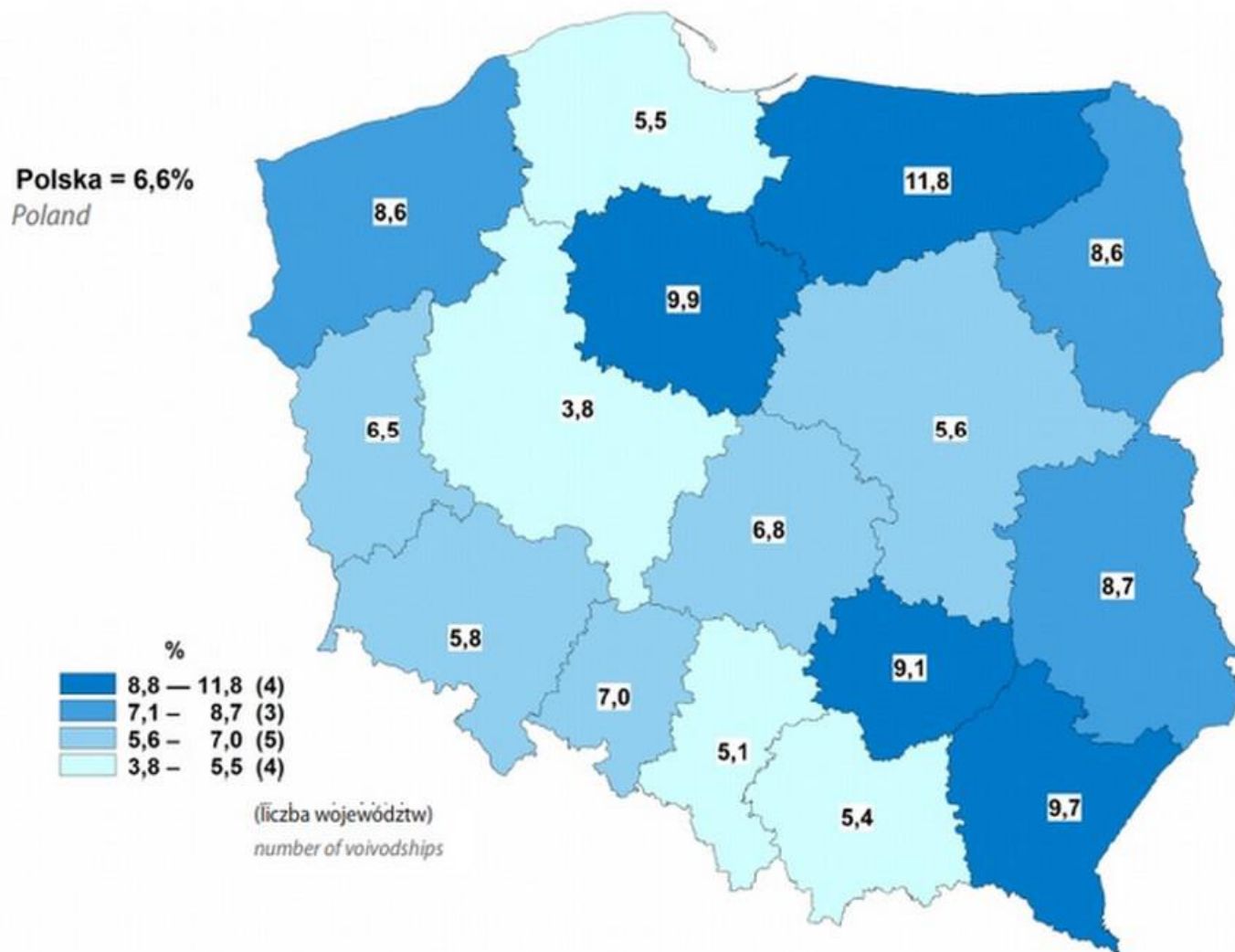
6,6%

**One of the lowest in
history**



Mapa 1. Stopa bezrobocia rejestrowanego stan w końcu marca 2018 r.

Map 1. Registered unemployment rate as of the end of March 2018



The highest unemployment rate

- ▶ warmińsko-mazurskie 11,8 %
- ▶ kujawsko-pomorskie – 9,9 %
- ▶ świętokrzyskie – 9,1 %
- ▶ podkarpackie – 9,7 %

The lowest unemployment rate

- ▶ Wielkopolskie – 3,8 %
- ▶ Śląskie – 5,1 %
- ▶ Małopolskie – 5,4 %
- ▶ Pomorskie – 5,5 %

Why is the unemployment rate highest in warmińsko-mazurskie region?

- ▶ Few factories or industrial plants



- ▶ Small companies which can employ a small number of people



- ▶ Investing european support in tourism which does not create permanent work places



- ▶ Education– a lot of young people from this region have only elementary education



▶ Lack of skilled workers




- ▶ 24% of registered unemployed people cannot find a job because they are not well qualified



Poland – country of extremities

- ▶ In certain counties there are over 20% of unemployed people
- ▶ In others the rate is less than 2% where companies lack workforce



Thank you

